

Rosco DigiComp[®] HD paints are specially formulated to provide the proper luminance and RGB values for optimum separation of the foreground and background in digital compositing. The precise formulation of the single-source pigments found in DigiComp HD paints produces a highly-specific spectral reflectance along with a high-gain reflectivity - resulting in a bright, narrow bandwidth of green or blue that make DigiComp HD easy to use with any digital compositing system.



DigiComp HD is manufactured to have an ultra-flat finish, which means there is no sheen or gloss in the finish at all. This is important because any sheen/gloss will appear as white or yellow on camera – not green or blue – and may spoil your key.

PRODUCT NUMBERS

150057500128	DigiComp HD Paint Blue - One Gallon	150057510128	DigiComp HD Paint Green - One Gallon
150057500640	DigiComp HD Paint Blue - Five Gallon	150057510640	DigiComp HD Paint Green - Five Gallon


SURFACE PREP

Surfaces should be clean, dry and free from dirt and grease. Prepare surfaces using an appropriate primer. If painting a new plaster surface, prime wall with a primer/sealer designed for raw plaster. For best results use DigiComp HD over a white primer such as Rosco Tough Prime White. Make sure the prime coat is adequate and that it results in a flat and even surface. Any blotchy areas or roller marks may bleed through and cause an uneven finish coat.

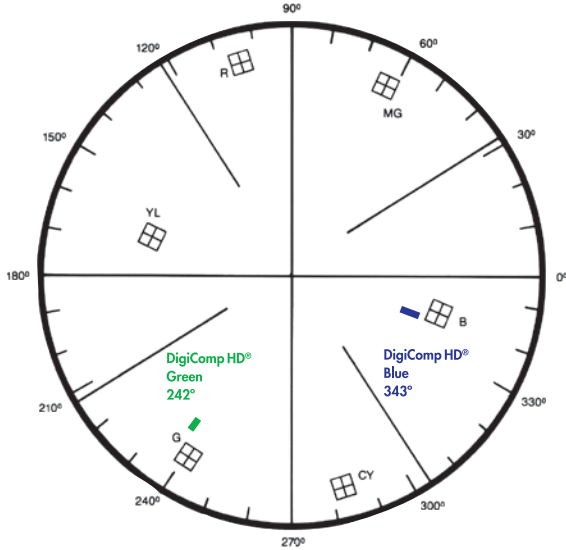
APPLICATION

Stir contents very well before and during use. Commercial shaking one day before use is recommended. Rosco DigiComp HD paints come ready to use straight out of the can. Combining different batch numbers is highly recommended for color consistency. Apply in thin, even, uniform coats, using a 3/8" nap roller. Use overlapping strokes, making sure to keep a wet edge. Change roller direction often to avoid patterns and streaking. An appropriate airless spray (HVLP recommended) system may also be used. Make sure to keep the nozzle of the sprayer equidistant from the surface during application.

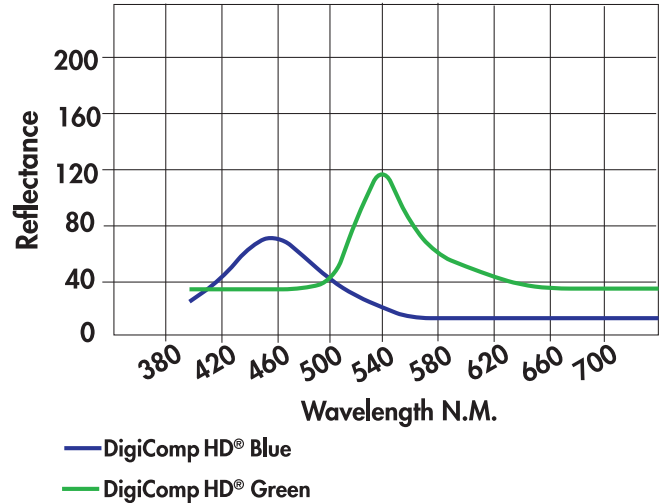
SPECIFICATIONS

Coverage:	Approx. 300 sq. ft./US gal. (27 sq. m/US gal) Due to the nature of the bright pigments used, two coats of DigiComp HD are recommended for even coverage.	Film Thickness:	2 mils dry film.
Drying Time:	30 minutes to one hour, depending on temperature and humidity. Allow first coat to dry completely before applying the second coat.	VOC Content:	Max 50g/L 
Blinder Type:	Water-based, vinyl acrylic	Shelf Life:	Minimum 12 months for an unopened can.
Finish:	Ultra-Flat	Clean up:	Clean hands, brushes, rollers and other equipment with warm, soapy water immediately after use. USE COMPLETELY OR DISPOSE OF PROPERLY. Dry empty containers may be recycled in a can recycling program. Local disposal requirements vary; consult your sanitation department or state-designated environmental agency on disposal options.
Dilution:	Ready for use directly out-of-can		

COLOR SPECIFICATIONS



The position of the DigiComp HD Blue and Green signals on the vectorscope indicate the high level of chrominance and luminance that are crucial for a successful matte. The open squares shown on this diagram indicate the points at which chrominance and luminance are maximized. Note that the values of the DigiComp HD colors virtually replicate the theoretical ideals.



The graph shows where the DigiComp HD Blue and Green colors fall on the spectrum and the percentage of the wavelength (color) that is reflected back to the viewer/camera.

Incident light reading: f4
 Reflectance readings: Blue f4.5
 Green f2.8

ENVIRONMENTAL HEALTH AND SAFETY INFORMATION

Use only with adequate ventilation. Do not breathe spray mist or sanding dust. Ensure fresh air entry during application and drying. Avoid contact with eyes and prolonged or repeated contact with skin. Avoid exposure to dust and spray mist by wearing a NIOSH approved respirator during application, sanding and clean up. Follow respirator manufacturer's directions for respirator use. Close container after each use. Wash thoroughly after handling.

First Aid: In case of eye contact, flush immediately with plenty of water for at least 15 minutes; for skin, wash thoroughly with soap and water. If symptoms persist, seek medical attention. If you experience difficulty breathing, leave the area to obtain fresh air. If continued difficulty is experienced, get medical attention immediately.

In Case of Spill: Absorb with inert material and dispose of as specified under "Clean Up".

KEEP OUT OF REACH OF CHILDREN

PROTECT FROM FREEZING

Warnings: This product contains a chemical known to the state of California to cause cancer and birth defects, or other reproductive harm.

If you scrape, sand, or remove old paint, you may release lead dust. LEAD IS TOXIC. EXPOSURE TO LEAD DUST CAN CAUSE SERIOUS ILLNESS, SUCH AS BRAIN DAMAGE, ESPECIALLY IN CHILDREN. PREGNANT WOMEN SHOULD ALSO AVOID EXPOSURE. Wear a NIOSH approved respirator to control lead exposure. Clean up carefully with a HEPA vacuum and a wet mop. Before you start, find out how to protect yourself and your family by contacting the National Lead Information Hotline at 1-800-424-LEAD or log on to www.epa.gov/lead.

Refer to Safety Data Sheet for additional health and safety information.